

www.swivellink.com

PRODUCT CATALOG

SENSORS
INCORPORATED

507 Kelsey Street • Delano, MN 55328
Phone 763-972-1040 Fax 763-972-1041
Toll Free 888-920-0939
Sensorsincorporated.com



Swivellink® is a registered trademark product designed and manufactured by APT Manufacturing Solutions, Inc. It is sold through Authorized Distributors. A complete list can be found at www.swivellink.com. Each part is precision-machined from billet 6061 aluminum, anodized, and laser-etched.

Proudly made in the USA

NEW

BASIC KITS & ACCESSORIES

These basic kits are ready to mount any Swivel Link camera or light mounting plate(s) to either a single arm or dual arm setup. These kits are available in both the Standard Series and the XS Series.

MACHINE VISION KITS

The simple way to securely mount your vision camera and lighting solution in one easy to order kit. We have kits for the most popular brands of cameras on the market today. Shown are examples of popular kits detailing everything that is included. There are hundreds of kit configurations available to meet most needs. Visit swivel-link.com to create a kit for your specific needs and to see the latest product offerings.

OPERATOR KITS

Operator kits add the ultimate in ergonomics for machine cycle start and emergency stop buttons, as well as indicator lights and interface monitors. The button base is sized to prevent damage to the expensive start button that is vital to operating your equipment. The internal cable routing eliminates cut or damaged wires. Operation indicating lights can now be repositioned as needed for better visibility. The monitor mounting kit is a robust way to mount any monitor with industry standard VESA mount patterns. There are hundreds of kit configurations available to meet most needs. Visit swivel-link.com to create a kit for your specific needs and to see the latest product offerings.

END OF ARM TOOLING (EOAT) KITS

Imagine a simple solution to build a vacuum end of arm tool for an industrial robot to pick up virtually any shape or profile. This can be accomplished quickly and easily by parking the robot in a known pick position, adjusting the EOAT to fit the part, placing the cups where you want to grip, and tightening the knuckles to lock the cups in position. They work with centralized and decentralized vacuum solutions.

STANDARD SERIES

The standard series allows you to pick and choose solutions to everyday mounting needs. The ball and socket design allows for 3-dimensional positioning and mounting. Knuckles provide an extreme range of motion while maintaining the internal through feed capability without pinching a cable. Four socket head cap screws securely lock the position. Links are available in multiple lengths, while couplers mix and match between the standard and XS series. Combine bases, knuckles, and links to fit your specific requirement.

XS SERIES

The XS series has the same ball and socket design principle as the standard series on a smaller scale. Designed for smaller and lighter applications, these items are perfect for most machine vision cameras, lights, and sensors. Use the coupler to adapt the XS series ball to the standard series.

NEW

HD SERIES

The heavy duty series utilizes the ball and socket design for applications where heavier devices need to be supported such as monitors. The ball base and ball links are knurled to provide more stability and allows more grip to support the device. The knuckle includes a clamp handle for quick adjustments.

VISION CAMERA SERIES

The mounting plates are designed to fit specific camera brands and types. Each plate is designed to work with a variety of cameras in the same brand. These plates are offered with the machine vision kits or as an individual purchase. Use the tripod adaptor to add the Swivel-Link® touch to any standard camera on the market, even digital video cameras. These can be combined with various parts in standard and XS series to create endless possibilities and custom assemblies. To use an XS series plate on a standard series you would need a AFSB-2-2XS coupler.

VISION LIGHTING SERIES

Light adaptor plates are designed for common area, bar, and spot lights. These products can be combined with various parts in standard and XS series to create endless possibilities and custom assemblies in vision lighting. The XS series in this line will only mount to the XS products. An coupler is needed to mount to the standard series. All standard Vision Lighting series will mount to both the XS and standard series.

SPECIALTY SERIES

We offer many specialty products to suit industry needs. Products like our sensor threaded mounts make it easy to position and aim optic, inductive, or capacitive sensors with the added benefit of internal cable routing. These can be combined with various parts in standard and XS series to create endless possibilities and custom assemblies.

NEW

CONVEYOR COMPONENTS

Our conveyor components can be used to build a small conveyor. Extruded aluminum, conveyor belts, and motor not provided. Instructions for building a conveyor can be found on our website.

KITS

PRODUCTS

AFSB-1002XS

NEW



BASIC XS KIT

This single arm XS kit with a 2" link is ready to mount any XS series mounting plate. This kit includes: (2) AFSB-1XS bases, (2) AFSB-2XS90 tee knuckles, (1) AFSB-3-2XS link, and (1) AFSB-Clamp Handle.

AFSB-1004XS

NEW



BASIC XS KIT

This single arm XS kit with a 4" link is ready to mount any XS series mounting plate. This kit includes: (2) AFSB-1XS bases, (2) AFSB-2XS90 tee knuckles, (1) AFSB-3-4XS link, and (1) AFSB-Clamp Handle.

AFSB-1002

NEW



BASIC KIT

This single arm Standard Series kit with a 2" link is ready to mount any standard series mounting plate. This kit includes: (2) AFSB-1 bases, (2) AFSB-2 knuckles, (1) AFSB-3-2 link, and (1) AFSB-Clamp Handle.

BASIC KITS & ACCESSORIES

KITS

INTELLIGENTLY DESIGNED

BASIC XS KIT

This dual arm XS kit with 2" links is ready to mount any XS series mounting plate. This kit includes: (3) AFSB-1XS bases, (5) AFSB-2XS90 tee knuckles, (1) AFSB-3XST tee link, (2) AFSB-3-2XS link, and (2) AFSB-Clamp Handles.



AFSB-1102XS

AFSB-1104XS

BASIC XS KIT

This dual arm XS kit with 4" links is ready to mount any XS series mounting plate. This kit includes: (3) AFSB-1XS bases, (5) AFSB-2XS90 tee knuckles, (1) AFSB-3XST tee link, (2) AFSB-3-4XS link, and (2) AFSB-Clamp Handles.



AFSB-1102

BASIC KIT

This dual arm Standard Series kit with 2" links is ready to mount any standard series mounting plate. This kit includes: (3) AFSB-1 bases, (4) AFSB-2 knuckles, (1) AFSB-290 tee knuckle, (1) AFSB-3T tee link, (2) AFSB-3-2 links, and (2) AFSB-Clamp Handles.



AFSB-1004

AFSB-1006

AFSB-1008

KITS

Swivellink®

BASIC KIT

This single arm Standard Series kit with a 4" link is ready to mount any standard series mounting plate. This kit includes: (2) AFSB-1 bases, (2) AFSB-2 knuckles, (1) AFSB-3-4 link, and (1) AFSB-Clamp Handle.



BASIC KIT

This single arm Standard Series kit with a 6" link is ready to mount any standard series mounting plate. This kit includes: (2) AFSB-1 bases, (2) AFSB-2 knuckles, (1) AFSB-3-6 link, and (1) AFSB-Clamp Handle.



BASIC KIT

This single arm Standard Series kit with an 8" link is ready to mount any standard series mounting plate. This kit includes: (2) AFSB-1 bases, (2) AFSB-2 knuckles, (1) AFSB-3-8 link, and (1) AFSB-Clamp Handle.



BASIC KITS & ACCESSORIES

BASIC KITS & ACCESSORIES

KITS

INTELLIGENTLY DESIGNED

AFSB-1104

NEW



BASIC KIT

This dual arm Standard Series kit with 4" links is ready to mount any standard series mounting plate. This kit includes: (3) AFSB-1 bases, (4) AFSB-2 knuckles, (1) AFSB-290 tee knuckle, (1) AFSB-3T tee link, (2) AFSB-3-4 links, and (2) AFSB-Clamp Handles.

AFSB-1106

NEW



BASIC KIT

This dual arm Standard Series kit with 6" links is ready to mount any standard series mounting plate. This kit includes: (3) AFSB-1 bases, (4) AFSB-2 knuckles, (1) AFSB-290 tee knuckle, (1) AFSB-3T tee link, (2) AFSB-3-6 links, and (2) AFSB-Clamp Handles.

AFSB-1108

NEW



BASIC KIT

This dual arm Standard Series kit with 8" links is ready to mount any standard series mounting plate. This kit includes: (3) AFSB-1 bases, (4) AFSB-2 knuckles, (1) AFSB-290 tee knuckle, (1) AFSB-3T tee link, (2) AFSB-3-8 links, and (2) AFSB-Clamp Handles.

BASIC KITS & ACCESSORIES

KITS

Swivellink®

AFSB-10012

NEW



BASIC KIT

This single arm Standard Series kit with a 12" link is ready to mount any standard series mounting plate. This kit includes: (2) AFSB-1 bases, (2) AFSB-2 knuckles, (1) AFSB-3-12 link, and (1) AFSB-Clamp Handle.

AFSB-CLAMP HANDLE

NEW



ACCESSORIES

The AFSB-CLAMP HANDLE kit can be used in the standard and XS series knuckles (AFSB-2, AFSB-290, AFSB-2XS, AFSB-2XS90, and the AFSB-2-2XS coupler) to make quick adjustments in the positioning of the arms. Remove one of the screws of the knuckle and add the spacer and handle. Once the position is set, tighten the remaining screws. The handle and spacer can then be removed and the original screw can be re-inserted, or the handle can be left on the knuckle.

Knuckle Not Included

BASIC KITS & ACCESSORIES

**Order Locking Handles
with Your Knuckles or Kits**
*(Basic Kits are Supplied
with Locking Handles)*

KITS

INTELLIGENTLY DESIGNED

AFSB-11012

NEW

BASIC KIT

This dual arm Standard Series kit with 12" links is ready to mount any standard series mounting plate. This kit includes: (3) AFSB-1 bases, (4) AFSB-2 knuckles, (1) AFSB-290 tee knuckle, (1) AFSB-3T tee link, (2) AFSB-3-12 links, and (2) AFSB-Clamp Handles.



SL-0316-T

NEW

ACCESSORIES

The 3/16 T-Handle wrench is used on the standard series to mount the AFSB-1 Ball Base to all of the standard series plates.



SL-0532-T

NEW

ACCESSORIES

The 5/32 T-Handle wrench is used for the screws in all of the knuckles in both the standard series and XS series (AFSB-2, AFSB-290, AFSB-2XS, AFSB-2XS90, and AFSB-2-2XS) as well as the AFSB-1XS Ball Base mounting to the XS series mounting plates.



BASIC KITS & ACCESSORIES

KITS

Swivellink®

AFSB-1004XS-580BVS

NEW

BAUMER

This kit has a mounting plate for Baumer sensors CS100, ID100, ID110, XC100, XC200, XF100, and XF200. Includes (1) AFSB-580-B-VS plate, (2) AFSB-1XS bases, (2) AFSB-2XS90 tee knuckles, (1) AFSB-3-4XS 4" link.



AFSB-1002XS-C-DI

NEW

COGNEX

This kit has a mounting plate for the Cognex Dataman 300 and the Cognex Insight 7000 series. Includes (1) AFSB-521-C-DI plate, (2) AFSB-1XS bases, (2) AFSB-2XS90 tee knuckles, (1) AFSB-3-2XS 2" link.



AFSB-1002-C-DI

COGNEX

This kit has the mounting plate for the Cognex Dataman 300 and the Cognex Insight 7000 series. Includes (1) AFSB-521-C-DI plate, (2) AFSB-1 bases, (2) AFSB-2 knuckles, (1) AFSB-3-2 2" Link.



MACHINE VISION KITS

KITS

INTELLIGENTLY DESIGNED

BAUMER

AFSB-1104XS-580BVS

NEW

This kit has a mounting plate for Baumer sensors CS100, ID100, ID110, XC100, XC200, XF100, and XF200. Also includes Tee link to add a light or additional camera. Includes (1) AFSB-580-B-VS plate, (3) AFSB-1XS bases, (5) AFSB-2XS90 tee knuckles, (2) AFSB-3-4XS 4" links, (1) AFSB-3XST tee link.



COGNEX

AFSB-1102XS-C-DI

NEW

This kit has a mounting plate for the Cognex Dataman 300 and the Cognex insight 7000 series. Also includes a Tee link to add a light or additional camera. Includes (1) AFSB-521-C-DI plate, (3) AFSB-1XS bases, (5) AFSB-2XS90 tee knuckles, (1) AFSB-3XST tee link, (2) AFSB-3-2XS 2" links.



COGNEX

AFSB-1102-C-DI

This kit has the mounting plate for the Cognex Dataman 300 and the Cognex Insight 7000 series. Also includes a Tee link to add a light or additional camera. Includes (1) AFSB-521-C-DI plate, (3) AFSB-1 bases, (1) AFSB-290 knuckle, (1) AFSB-3T Tee Link, (4) AFSB-2 knuckles, (2) AFSB-3-2 2" Links.



MACHINE VISION KITS

KITS

Swivellink®

AFSB-1004XS-C-DI

NEW

COGNEX

This kit has a mounting plate for the Cognex Dataman 300 and the Cognex Insight 7000 series. Includes (1) AFSB-521-C-DI plate, (2) AFSB-1XS bases, (2) AFSB-2XS90 tee knuckles, (1) AFSB-3-4XS 4" link.



AFSB-1004-C-DI

COGNEX

This kit has the mounting plate for the Cognex Dataman 300 and the Cognex Insight 7000 series. Includes (1) AFSB-521-C-DI plate, (2) AFSB-1 bases, (2) AFSB-2 knuckles, (1) AFSB-3-4 4" Link.



AFSB-1002XS-CDM5060

NEW

COGNEX

This kit has a mounting plate for the Cognex Dataman 50 and Dataman 60 series. Includes (1) AFSB-522XS-C-DM5060 adaptor ball mount, (1) AFSB-1XS base, (2) AFSB-2XS knuckles, (1) AFSB-3-2XS 2" link.



MACHINE VISION KITS

KITS

INTELLIGENTLY DESIGNED

COGNEX

This kit has a mounting plate for the Cognex Dataman 300 and the Cognex insight 7000 series. Also includes a Tee link to add a light or additional camera. Includes (1) AFSB-521-C-DI plate, (3) AFSB-1XS bases, (5) AFSB-2XS90 tee knuckles, (1) AFSB-3XST tee link, (2) AFSB-3-4XS 4" links.

AFSB-1104XS-C-DI

NEW



COGNEX

This kit has the mounting plate for the Cognex Dataman 300 and the Cognex Insight 7000 series. Also includes a Tee link to add a light or additional camera. Includes (1) AFSB-521-C-DI plate, (3) AFSB-1 bases, (1) AFSB-290 tee knuckle, (1) AFSB-3T Tee Link, (4) AFSB-2 knuckles, (2) AFSB-3-4 4" Links.

AFSB-1104-C-DI



COGNEX

This kit has a mounting plate for the Cognex Dataman 50 and Dataman 60 series along with a Tee Link to add a light or additional camera. Includes (1) AFSB-522XS-C-DM5060 adaptor ball mount, (2) AFSB-1XS bases, (5) AFSB-2XS90 tee knuckles, (2) AFSB-3-2XS 2" links, (1) AFSB-3XST tee link.

AFSB-1102XS-CDM5060

NEW



MACHINE VISION KITS

KITS

Swivellink®

AFSB-1004XS-CDM5060

NEW



COGNEX

This kit has a mounting plate for the Cognex Dataman 50 and Dataman 60 series. Includes (1) AFSB-522XS-C-DM5060 adaptor ball mount, (1) AFSB-1XS base, (2) AFSB-2XS knuckles, (1) AFSB-3-4XS 4" link.

AFSB-1002XS-CDMIC

COGNEX

This kit has the mounting plate for the Cognex Dataman 100/200/500, Insight Micro, 4G, 4GX, and Checker 200. Includes (1) AFSB-520XS-C-DMIC plate, (2) AFSB-1XS bases, (2) AFSB-2XS90 tee knuckles, (1) AFSB-3-2XS 2" link.



AFSB-1004XS-CDMIC

NEW



COGNEX

This kit has a mounting plate for the Cognex Dataman 100/200/500, Insight Micro, 4G, 4GX, and Checker 200. Includes (1) AFSB-520XS-C-DMIC plate, (2) AFSB-1XS bases, (2) AFSB-2XS90 tee knuckles, (1) AFSB-3-4XS 4" link.

MACHINE VISION KITS

KITS

INTELLIGENTLY DESIGNED

AFSB-1104XS-CDM5060

COGNEX

This kit has a mounting plate for the Cognex Dataman 50 and Dataman 60 series along with a Tee Link to add a light or additional camera. Includes (1) AFSB-522XS-C-DM5060 adaptor ball mount, (2) AFSB-1XS bases, (5) AFSB-2XS90 tee knuckles, (2) AFSB-3-4XS 4" links, (1) AFSB-3XST tee link.



NEW

AFSB-1102XS-CDMIC

COGNEX

This kit has a mounting plate for the Cognex Dataman 100/200/500, Insight Micro, 4G, 4GX, and Checker 200. Also includes a Tee link to add a light or additional camera. Includes (1) AFSB-520XS-C-DMIC plate (3) AFSB-1XS bases, (5) AFSB-2XS90 tee knuckles, (2) AFSB-3-2XS 2" link (1) AFSB-3XST tee Link.



AFSB-1104XS-CDMIC

COGNEX

This kit has a mounting plate for the Cognex Dataman 100/200/500, Insight Micro, 4G, 4GX, and Checker 200. Also Includes a Tee link to add a light or additional camera. Includes (1) AFSB-520XS-C-DMIC plate, (3) AFSB-1XS bases, (5) AFSB-2XS90 tee knuckles, (2) AFSB-3-4XS 4" link (1) AFSB-3XST tee link.



NEW

MACHINE VISION KITS

KITS

Swivellink®

AFSB-1002XS-DGB

DALSA

This kit has a mounting plate for the Dalsa Genie M1600, TS-C4096, TS-M1920, A-CAM-GM1600-00 and Boa BVS-0640. Includes (1) AFSB-500XS-D-GB plate, (2) AFSB-1XS bases, (2) AFSB-2XS90 tee knuckles, (1) AFSB-3-2XS 2" link.



AFSB-1004XS-DGB

NEW



DALSA

This kit has a mounting plate for the Dalsa Genie M1600, TS-C4096, TS-M1920, A-CAM-GM1600-00 and Boa BVS-0640. Includes (1) AFSB-500XS-D-GB plate, (2) AFSB-1XS bases, (2) AFSB-2XS90 tee knuckles, (1) AFSB-3-4XS 4" link.

AFSB-1004-D-AMT

DATALOGIC

This kit has a mounting plate for the Datalogic A20, M1XX without bracket, M1/M2/M3XXT series brackets with metric and standard holes, and M2XX/M3XX/T series without bracket. Includes (1) AFSB-560-D-AMT plate, (2) AFSB-1 bases, (2) AFSB-2 knuckles, (1) AFSB-3-4 4" link.



MACHINE VISION KITS

KITS

INTELLIGENTLY DESIGNED

DALSA

This kit has a mounting plate for the Dalsa Genie M1600, TS-C4096, TS-M1920, A-CAM-GM1600-00 and Boa BVS-0640 along with a Tee Link to add a light or additional camera. Includes (1) AFSB-500XS-D-GB plate (3) AFSB-1XS bases, (5) AFSB-2XS90 tee knuckles, (2) AFSB-3-2XS 2" link (1) AFSB-3XST tee Link.



AFSB-1102XS-DGB

DALSA

This kit has a mounting plate for the Dalsa Genie M1600, TS-C4096, TS-M1920, A-CAM-GM1600-00 and Boa BVS-0640 along with a Tee Link to add a light or additional camera. Includes (1) AFSB-500XS-D-GB plate, (3) AFSB-1XS bases, (5) AFSB-2XS90 tee knuckles, (2) AFSB-3-4XS 4" links, (1) AFSB-3XST tee Link.



AFSB-1104XS-DGB

NEW

DATALOGIC

This kit has a mounting plate for the Datalogic A20, M1XX without bracket, M1/M2/M3XXT series brackets with metric and standard holes, and M2XX/M3XX/T series without bracket. Includes a Tee Link to add a light or additional camera. Includes (1) AFSB-560-D-AMT plate, (3) AFSB-1 bases, (1) AFSB-290 tee knuckle, (1) AFSB-3T tee link, (4) AFSB-2 knuckles, (2) AFSB-3-4 4" links.



AFSB-1104-D-AMT

MACHINE VISION KITS

KITS

Swivellink®

AFSB-1004-IFM

IFM

This kit has a mounting plate for the IFM O2V100 series, O2D220 Series, O3D200/201, and O1D100 series. Includes (1) AFSB-540-IFM plate, (2) AFSB-1 bases, (2) AFSB-2 knuckles, (1) AFSB-3-4 4" link.



AFSB-1002XS-K-CVIV

KEYENCE

This kit has a mounting plate for the Keyence CV-035/CV-200 with or without the bracket, CV-S200, CV-S035, IV150, IV500, IV 2000, XG-200M, XG-200C, XG-H200M and Mounting Wall Adaptor. Includes (1) AFSB-550-K-CVIV plate, (2) AFSB-1XS bases, (2) AFSB-2XS knuckles, (1) AFSB-3-2XS 2" links.



NEW

AFSB-1002-K-CVIV

KEYENCE

This kit has a mounting plate for the Keyence CV-035/CV-200 with or without the bracket, CV-S200, CV-S035, IV150, IV500, IV 2000, XG-200M, XG-200C, XG-H200M and Mounting Wall Adaptor. Includes (1) AFSB-550-K-CVIV plate, (2) AFSB-1 bases, (2) AFSB-2 knuckles, (1) AFSB-3-2 2" link.



NEW

MACHINE VISION KITS

KITS

INTELLIGENTLY DESIGNED

IFM

This kit has a mounting plate for the IFM O2V100 series, O2D220 Series, O3D200/201, and O1D100 series. Also includes a Tee Link to add a light or additional camera. Includes (1) AFSB-540-IFM plate, (3) AFSB-1 bases, (1) AFSB-290 tee knuckle, (1) AFSB-3T tee link, (4) AFSB-2 knuckles, (2) AFSB-3-4 4" links.



AFSB-1104-IFM

KEYENCE

This kit has a mounting plate for the Keyence CV-035/CV-200 with or without the bracket, CV-S200, CV-S035, IV150, IV500, IV 2000, XG-200M, XG-200C, XG-H200M and Mounting Wall Adaptor. Includes a Tee Link to add a light or additional camera. Includes (1) AFSB-550-K-CVIV plate, (3) AFSB-1XS bases, (5) AFSB-2XS90 tee knuckles, (1) AFSB-3XST tee link, (2) AFSB-3-2XS 2" links.



AFSB-1102XS-K-CVIV

NEW

KEYENCE

This kit has a mounting plate for the Keyence CV-035/CV-200 with or without the bracket, CV-S200, CV-S035, IV150, IV500, IV 2000, XG-200M, XG-200C, XG-H200M and Mounting Wall Adaptor. Includes a Tee Link to add a light or additional camera. Includes (1) AFSB-550-K-CVIV plate, (3) AFSB-1 bases, (1) AFSB-290 tee knuckle, (1) AFSB-3T tee link, (4) AFSB-2 knuckles, (2) AFSB-3-2 2" links.



AFSB-1102-K-CVIV

NEW

MACHINE VISION KITS

KITS

Swivellink®

AFSB-1004XS-K-CVIV

NEW



KEYENCE

This kit has a mounting plate for the Keyence CV-035/CV-200 with or without the bracket, CV-S200, CV-S035, IV150, IV500, IV 2000, XG-200M, XG-200C, XG-H200M and Mounting Wall Adaptor. Includes (1) AFSB-550-K-CVIV plate, (2) AFSB-1XS bases, (2) AFSB-2XS knuckles, (1) AFSB-3-4XS 4" link.

AFSB-1004-K-CVIV



KEYENCE

This kit has a mounting plate for the Keyence CV-035/CV-200 with or without the bracket, CV-S200, CV-S035, IV150, IV500, IV2000, XG-200M, XG-200C, XG-H200M and Mounting Wall Adaptor. Includes (1) AFSB-550-K-CVIV plate, (2) AFSB-1 bases, (2) AFSB-2 knuckles, (1) AFSB-3-4 4" link.

AFSB-1002XS-SICR620

NEW



SICK

This kit has a mounting plate for the SICK Lector 62X series. Includes (1) AFSB-515XS-S-ICR620 plate, (2) AFSB-1XS bases, (2) AFSB-2XS90 tee knuckles, (1) AFSB-3-2XS 2" link.

MACHINE VISION KITS

KITS

INTELLIGENTLY DESIGNED

AFSB-1104XS-K-CVIV

KEYENCE

This kit has a mounting plate for the Keyence CV-035/CV-200 with or without the bracket, CV-S200, CV-S035, IV150, IV500, IV 2000, XG-200M, XG-200C, XG-H200M and Mounting Wall Adaptor. Includes a Tee Link to add a light or additional camera. Includes (1) AFSB-550-K-CVIV plate, (3) AFSB-1XS bases, (5) AFSB-2XS90 tee knuckles, (1) AFSB-3XST tee link, (2) AFSB-3-4XS 4" links.



NEW

AFSB-1104-K-CVIV

KEYENCE

This kit has a mounting plate for the Keyence CV-035/CV-200 with or without the bracket, CV-S200, CV-S035, IV150, IV500, IV2000, XG-200M, XG-200C, XG-H200M and Mounting Wall Adaptor. Includes a tee link to add a light or additional camera. Includes (1) AFSB-550-K-CVIV plate, (3) AFSB-1 bases, (1) AFSB-290 tee knuckle, (1) AFSB-3T tee link, (4) AFSB-2 knuckles, (2) AFSB-3-4 4" links.



AFSB-1102XS-SICR620

SICK

This kit has a mounting plate for the SICK Lector 62X series along with a Tee Link to add a light or additional camera. Includes (1) AFSB-515XS-S-ICR620 plate, (3) AFSB-1XS bases, (5) AFSB-2XS90 tee knuckles, (2) AFSB-3-2XS 2" links, (1) AFSB-3XST tee link.



NEW

MACHINE VISION KITS

KITS

Swivellink®

AFSB-1002XS-XC56

SONY

This kit has a mounting plate for the Sony XC-56 camera. Includes (1) AFSB-510XS-S-XC56 plate, (1) AFSB-1XS base, (2) AFSB-2XS90 tee knuckles, (1) AFSB-3-2XS 2" link.



AFSB-1004-5

NEW



AFSB-5 Generic

This kit has a mounting plate for the BANNER 70mm area light, Presence plus camera mounts: COGNEX Checker 100, Dataman 100/200, Insight 5000 (5100, 5100C, 5401, 5400C, 5403, 5400, 5605), DVT Legend 500, DALSA, BOA, KEYENCE IV-500/150/2000 Vision sensors. Includes (1) AFSB-5 plate, (2) AFSB-1 bases, (2) AFSB-2 knuckles, (1) AFSB-3-4 4" link.

AFSB-1002XS-5XS

TRI-POD MOUNT

This kit has a mounting screw for any camera that has a 1/4-20 standard tripod mount. Includes (1) AFSB-5XS ball stem, (1) AFSB-1XS base, (2) AFSB-2XS90 tee knuckles, (1) AFSB-3-2XS 2" link.



MACHINE VISION KITS

KITS

INTELLIGENTLY DESIGNED

SONY

This kit has a mounting plate for the Sony XC-56 camera along with a Tee Link to add a light or additional camera. Includes (1) AFSB-510XS-S-XC56 plate (2) AFSB-1XS bases, (5) AFSB-2XS90 tee knuckles, (2) AFSB-3-2XS 2" links (1) AFSB-3XST tee link.



AFSB-1102XS-XC56

AFSB-5 Generic

This kit has a mounting plate for the BANNER 70mm area light, Presence plus camera mounts: COGNEX Checker 100, Dataman 100/200, Insight 5000 (5100, 5100C, 5401, 5400C, 5403, 5400, 5605), DVT Legend 500, DALSA, BOA, KEYENCE IV-500/150/2000 Vision sensors. Includes (1) AFSB-5 plate, (3) AFSB-1 bases, (1) AFSB-290 tee knuckle, (4) AFSB-2 knuckles, (1) AFSB-3T tee link, (2) AFSB-3-4 4" links.



AFSB-1104-5

NEW

TRI-POD MOUNT

This kit has a mounting screw for any camera that has a 1/4-20 standard tripod mount. Also includes a Tee Link to add a light or additional camera. Includes (1) AFSB-5XS ball stem, (2) AFSB-1XS bases, (5) AFSB-2XS90 tee knuckles, (2) AFSB-3-2XS 2" links, (1) AFSB-3XST tee link.



AFSB-1102XS-5XS

MACHINE VISION KITS

KITS

Swivellink®

START/STOP BUTTON — AFSB-1000-4



OPERATOR KIT

This kit has a M30 thread for mounting start or E-stop button. Includes (1) AFSB-4 Button Base, (1) AFSB-1 Base, (1) AFSB-2 knuckle.

STACK LIGHT MOUNT — AFSB-1000-7



OPERATOR KIT

This kit has an AFSB-7 with a 30mm thread for mounting stack lights for status. Includes (1) AFSB-7 Sensor Mount, (1) AFSB-1 Base, (1) AFSB-2 knuckle.

STANDARD T-KIT — AFSB-1100



OPERATOR KIT

This kit is the base Tee Link kit ready for Additions. This kit includes (1) AFSB-1 base, (1) AFSB-290 tee knuckle, (1) AFSB-3T tee link, (2) AFSB-2 knuckles.

OPERATOR KITS

KITS

INTELLIGENTLY DESIGNED

START AND STOP BUTTON — AFSB-1100-4

OPERATOR KIT

This kit has 2 AFSB-4 which have M30 threads for mounting start button or E-stop buttons. Includes (2) AFSB-4 Button Bases, (1) AFSB-1 Base, (1) AFSB-290 tee knuckle, (1) AFSB-3T tee link, (2) AFSB-2 knuckles.



MONITOR (VESA) MOUNT — AFSB-1044-9

OPERATOR KIT

This kit has a monitor mount for VESA 75mm and 100mm. Includes (1) AFSB-9 Plate, (2) AFSB-1 Bases, (3) AFSB-2 knuckles, (2) AFSB-3-4" Links.



"I have used Swivel-Link® for several different applications. It really solves problems, especially if needing to mount something at an odd angle. It is very fast to implement, just select the parts and go, no design required, no taking time to machine something! Cost savings too compared to design and fab." This one sums it all up.
— Steve Sollman, ACS, Eastern TN / Atlanta GA

OPERATOR KITS

KITS

Swivellink®

AFSB-10-V



VACUUM KIT

This kit includes everything needed to add vacuum to our standard series products. Directly thread in any vacuum cup with a G1/2 fitting or use one of the included adaptors for G3/8 or G1/4 fittings. The supply hose routes back through the knuckles, links, and bases for a clean and reliable solution with no exposed hoses. We also include a special adaptor for mounting decentralized vacuum grippers that have an M8 stud. The side port allows the pressure supply to run internally and the only exposed hose is at the gripper.

CROSS SECTION VIEW



EXAMPLE

Shown is the hose and fittings running internally through a knuckle and link. The knuckle design allows the full range of motion without pinching or kinking the hose. The hoses and fittings are protected from damage while maintaining a clean appearance.

EXAMPLE APPLICATION



EXAMPLE

Shown is an example of just how easy it is to build a centralized robot vacuum end of arm tool to fit a complex shaped part. This is the perfect solution for gripping concave or convex shaped parts. Instead of making a gripper to fit the part, let the gripper conform to the part. These examples show how the same basic design works for several applications simply by adding standard parts as needed. Add one of our sensor mounts (see specialty products) and you now have presence detection. Shown is (3) AFSB-1000-10-V kits, (4) AFSB-2 knuckles, and (4) AFSB-3-2 links.

EOAT KITS—VACUUM CUP KITS

KITS

INTELLIGENTLY DESIGNED

AFSB-1000-10-V

EOAT KIT

This kit adds a knuckle and a ball base to the AFSB-10-V for a great start to building your vacuum gripper. By adding links and knuckles, this kit can be extended to fit most any need. Includes (1) AFSB-10-V Vacuum Kit, (1) AFSB-1 base, (1) AFSB-2 knuckle.



AFSB-EOAT-KIT

EOAT KIT

This kit is ready to add a robot mounting plate and vacuum cups to create a 4 arm vacuum gripper. Includes (4) AFSB-1000-10-V gripper arms, Aluminum Extrusion, and bottom cap. Robot mounting plate must be ordered separately. Does not include Vacuum cups.



EXAMPLE APPLICATION

EXAMPLE

Shown is an example of just how easy it is to build a decentralized robot vacuum end of arm tool to fit a complex shaped part. Start with a length of T-Slot extruded aluminum, fittings, hoses, add a handful of Swivel-Link® products and you are ready to go. There is no need to spend countless hours designing a custom 3-dimensional vacuum gripper. By routing all of the pressure supply hoses inside the Swivel-Link®, you protect the hoses from damage and improve durability while maintaining a clean, uncluttered tool. Shown is (4) AFSB-1000-10-V kits, (5) AFSB-2 knuckles, (4) AFSB-3-6 links, and (1) AFSB-3-2 links.



EOAT KITS—VACUUM CUP KITS


KITS

Swivellink®

AFSB-100-EOAT

NEW

ROBOT PLATE




This adaptor plate mounts to the robot and to aluminum 1.5" and 1.0" series extrusions either vertically or horizontally. This plate can also mount (2) or (4) AFSB-1000-10-V vacuum arms directly onto the plate instead of using the aluminum extrusion.

Robot EOAT Adaptor Plates

NEW

ROBOT PLATE



Robot EOAT adaptor plates. Check our website or contact your Authorized Distributor for your specific robot mounting plate.

EOAT KITS—VACUUM CUP KITS

We develop new and unique solutions to meet the needs of our customers. Visit swivellink.com to see what's new.

KITS

INTELLIGENTLY DESIGNED

Don't see what you need?

Contact your authorized distributor to have custom parts quoted.



Your authorized distributor is a great resource for just-in-time Swivellink® parts, as well as knowledge in application and how to use Swivellink® as a solution to your problems. Be sure to take advantage of their value-added services!

For a list of authorized distributors visit
www.swivellink.com

PRODUCTS

Swivellink®

AFSB-1



BASE

The ball base has a hole pattern to fit most standard T-slot aluminum extrusions. The through hole can be used for routing wires, cables, or small hoses. There is an exit groove out the side of the base for cables, hose, and wires.

AFSB-2



KNUCKLE

The knuckle uses a double socket configuration to clamp the ball on a base, link, or sensor mount. The design allows for a large range of motion while maintaining the internal hose and cable routing capability.

*Locking Handle Can Be Ordered Separate
See page 8*

AFSB-290



TEE KNUCKLE

The Tee Knuckle was designed to work with a Tee Link to create two branches from one base. These knuckles can also be used to give a full 180° range of motion if you do not need through cable routing.

*Locking Handle Can Be Ordered Separate
See page 8*

STANDARD SERIES

PRODUCTS

INTELLIGENTLY DESIGNED

BALL ADAPTOR

This product is a ball only that can be used with a 1/2" NPT threaded pipe to acquire any length necessary. The ball size fits our standard series.



AFSB-3

LINKS

Links are used with knuckles to extend the reach and increase the flexibility. Standard series are available in 5 lengths: 2", 4", 6", 8", and 12". Links are hollow to continue the cable routing ability. Example: AFSB-3-6 would be a 6" link



AFSB-3- (2, 4, 6, 8, 12)

TEE LINK

The Tee Link, when used with a Tee Knuckle gripped on the center ball, creates two separate branches. The hole in the center ball allows cable and hose routing for each branch.



AFSB-3T

STANDARD SERIES

PRODUCTS

Swivellink®

AFSB-1XS



XS BASE

The ball base has 2 holes for ease of mounting. The through hole can be used for routing wires, cables, or small hoses. There is an exit groove on the side of the base for cables, hose, and wires.

AFSB-2XS



XS KNUCKLE

The knuckle uses a double socket configuration to clamp to the ball on a base, link, or sensor mount. The design allows for a large range of motion while maintaining the internal hose and cable routing ability.

*Locking Handle Can Be Ordered Separate
See page 8*

AFSB-2XS90



XS TEE KNUCKLE

The Tee Knuckle was designed to work with a Tee Link to create two branches from one base. These knuckles can also be used to give a full 180° range of motion if you do not need through cable routing.

*Locking Handle Can Be Ordered Separate
See page 8*

XS SERIES

PRODUCTS

INTELLIGENTLY DESIGNED

XS LINK

Links are used with knuckles to extend reach and increase flexibility. This is a 2" link for shorter applications. Links are hollow to continue the cable routing ability.



AFSB-3-2XS

XS LINK

Links are used with knuckles to extend the reach and increase the flexibility. This is a 4" link for longer applications. Links are hollow to continue the cable routing ability.



AFSB-3-4XS

XS TEE LINK

The Tee Link, when used with a Tee Knuckle gripped on the center ball, creates two separate branches. The hole in the center ball allows cable and hose routing for each branch.



AFSB-3XST

XS SERIES

PRODUCTS

Swivellink®

AFSB-1HD

NEW



HD BASE

The heavy duty ball base has a hole pattern to fit most standard T-slot aluminum extrusions. The through hole can be used for routing wires, cables, or small hoses. The ball has a knurled ring around it to improve the rigidity of the knuckle connection.

AFSB-2HD

NEW



HD KNUCKLE

This heavy duty knuckle uses a double socket configuration to clamp the ball on a heavy duty base or heavy duty link. The heavy duty knuckle has (2) 3/8-16 screws and hex nuts on one side and a 1/2-13 clamp handle on the other side for quick adjustments. The design allows for a large range of motion while maintaining the internal hose and cable routing capability.

AFSB-3-6HD

NEW



HD LINK

The heavy duty ball link is used with the heavy duty knuckle to extend the reach and increase flexibility. The link is 6" long and both of the ball ends have a knurled ring around it to improve the rigidity of the knuckle connection. The link is hollow for the continuation of routing wires, cables, or small hoses.

HD SERIES

PRODUCTS

INTELLIGENTLY DESIGNED

AFSB-5

GENERIC

Our most versatile in the vision series.
Fits: BANNER 70mm area light, Presence plus camera mounts: COGNEX Checker 100, Dataman 100/200, Insight 5000 (5100, 5100C, 5401, 5400C, 5403, 5400, 5605), DVT Legend 500, DALSA, BOA, KEYENCE IV-500/150/2000 Vision sensors. Mounts to AFSB-1 and AFSB-1XS.



AFSB-5XS

XS CAMERA STEM


If your camera has a 1/4-20 tripod mount, you can simply thread on the XS series stem and mount your camera. Mounts to AFSB-2XS, AFSB-2XS90, and AFSB-2-2XS.



AFSB-500XS-D-GB

DALSA

Fits: Dalsa Genie M1600, Dalsa TS-M1920, TS-C4096, BOA BVS-0640, and A-CAM-GM 1600-00. Mounts to AFSB-1XS



VISION CAMERA SERIES


PRODUCTS

Swivellink®

AFSB-510XS-S-XC56

SONY

Fits: Sony XC56, Basler ACA640-90GM, Basler ACA1300-60GM, and Basler ACA2500-14GM. Mounts to AFSB-2XS, AFSB-2XS90, or AFSB-2-2XS




AFSB-515XS-S-ICR620

NEW

SICK

Fits: Sick Lector 62X Camera. Mounts to AFSB-1XS



AFSB-521-C-DI

COGNEX

Fits: Cognex Dataman 300 and Insight 7000. Mounts to AFSB-1 or AFSB-1XS



VISION CAMERA SERIES

PRODUCTS

INTELLIGENTLY DESIGNED

AFSB-512XS-OM-FQ2-FH

OMRON

Fits: Omron FQ2 and FH. Mounts to AFSB-1XS



NEW

AFSB-530-B-P4

BANNER

Fits: Banner P4 Vision Sensors. Mounts to AFSB-1 or AFSB-1XS.




VISION CAMERA SERIES

AFSB-520XS-C-DMIC

COGNEX

Fits: Cognex Dataman 100/200/500, Insight Micro, 4GX, 4G, and Checker 200. Mounts to AFSB-1XS



AFSB-540-IFM

IFM

Fits: IFM O2V100 series, O2D220 Series, O3D200/201, and O1D100 series. Mounts to AFSB-1 and AFSB-1XS.



AFSB-522XS-C-DM5060

COGNEX

Fits: Cognex Dataman 50 and Dataman 60 Series. Mounts to AFSB-2XS, AFSB-2XS90, or AFSB-2-2XS.



NEW

AFSB-551XS-K-SR650-750

NEW

KEYENCE

Fits: Keyence SR650, 650HA, 651, 750, 750HA, 751, 752, and SR 1000. Mounts to AFSB-1XS.



VISION CAMERA SERIES

PRODUCTS

Swivellink®

PRODUCTS

INTELLIGENTLY DESIGNED

AFSB-535XS-B-ACA2500

BASLER

Fits Basler 2CL, 2CL C, 2CL CS, GIGE C, GIGE CS, USB3 C, and USB3 CS. Mounts to AFSB-1XS.



NEW

AFSB-550-K-CVIV

KEYENCE

Fits: Keyence CV-035/CV-200 with or without the bracket, CV-S200, CV-S035, CV-H500-C, IV150, IV500, IV2000, XG-200M, XG-200C, XG-H200M, SR-D100, LJ-V7020 and Mounting Wall Adaptor. Mounts to AFSB-1 and AFSB-1XS.



NEW

AFSB-560-D-AMT

DATA LOGIC

Fits: Datalogic A20, M1XX without bracket, M1/M2/M3XXT series brackets with metric and standard holes, and M2XX/M3XX/T series without bracket. Mounts to AFSB-1 and AFSB-1XS.



AFSB-561-D-MATRIX

NEW



DATALOGIC

Fits: Datalogic Matrix 210, 300, 410, and 450. Mounts to AFSB-1 and AFSB-1XS.

AFSB-571-G-2320

NEW



GOCATOR

Fits: Gocator 2320 and 2330. Mounts to AFSB-1 and AFSB-1XS.

AFSB-575XS-IDS-CP

NEW



IDS/SENTECH

Fits: IDS GigE uEye CP, IDS USB3 uEye CP, and Sen-tech HD (Cased) Models. Mounts to AFSB-1XS.

VISION CAMERA SERIES

PRODUCTS

Swivellink®

VISION CAMERA SERIES

PRODUCTS

INTELLIGENTLY DESIGNED

GO PRO

Fits: GoPro camera. Mounts to AFSB-2XS, AFSB-2XS90, and AFSB-2-2XS.



AFSB-570XS-GP

GOCATOR

Fits: Gocator 2330, 2340, 2350, 2370, and 2380. Mounts to AFSB-1 and AFSB-1XS



AFSB-572-G-2340

NEW

BAUMER

Fits: Baumer Vision Sensors CS100, ID100, ID110, XC100, XC200, XF100, and XF200. Mounts to AFSB-1 or 1XS.



AFSB-580-B-VS

VISION CAMERA SERIES

PRODUCTS

Swivellink®

AFSB-585-BVS-E

NEW



BALLUFF

Fits: Balluff BVS-E Sensor. Mounts to AFSB-1 and AFSB-1XS

AFSB-590XS-M-MINIhawk

NEW



MICROSCAN

Fits: Microscan MS-3 and Minihawk. Mounts to AFSB-1XS.

AFSB-591-M-QX-HAWK

NEW



MICROSCAN

Fits: Microscan QX Hawk. Mounts to AFSB-1 and AFSB-1XS.

VISION CAMERA SERIES

PRODUCTS

INTELLIGENTLY DESIGNED

AFSB-592-M-QX-830-870


MICROSCAN

Fits: Microscan QX 830 and 870. Mounts to AFSB-1 and AFSB-1XS



NEW

VISION CAMERA SERIES



Multiple Camera Mounting Solutions
for Multiple Camera Types.

PRODUCTS

Swivellink®

AFSB-620-S75

SMART VISION

Fits: Smart Vision brick light S75, SC75, ODS75, SW75, and ODSW75. Mounts to AFSB-1 and AFSB-1XS.



AFSB-622-SV-EZRL

SMART VISION

Fits: Smart Vision EZ Ring Light w/ Double T-Nut. Mounts to AFSB-1 and AFSB-1XS.



NEW

AFSB-631-LEDRA70

BANNER

Fits: Banner LEDRA70 area light. Mounts to AFSB-1 and AFSB-1XS.



VISION LIGHTING SERIES

PRODUCTS

INTELLIGENTLY DESIGNED

SMART VISION

Fits: Smart Vision L300. Mounts to AFSB-1 and AFSB-1XS.



AFSB-621-L300

30 MM

Fits: 30mm thread. Mounts to AFSB-1XS



AFSB-630XS-30

BANNER

Fits: Banner WLS28 strip light non-switch 145mm long, non-switch 285mm long, and with ON/OFF switch 145mm long. Mounts to AFSB-1 and AFSB-1XS.



AFSB-632-WLS28-285X


VISION LIGHTING SERIES

45

PRODUCTS

Swivellink®

AFSB-640-M



METAPHASE

Fits: Metaphase Linear Exolights ISO-19 and ISO-23. Mounts to AFSB-1.

AFSB-642-M



METAPHASE

Fits: Metaphase Linear Exolight ISO-8. Mounts to AFSB-1.

AFSB-644-M-RL



METAPHASE

Fits: Metaphase Near Axial Ring Lights MB-RL101, MB-RL 205, and MB-RL301. Mounts to AFSB-1 or 1XS.

VISION LIGHTING SERIES

46

PRODUCTS

INTELLIGENTLY DESIGNED

AFSB-641-M

METAPHASE

Fits: Metaphase Linear Exolight ISO-14. Mounts to AFSB-1.



AFSB-643-M-DL

METAPHASE

Fits: Metaphase Diffused Dome Lights MB-DL101, MB-DL206, MB-DL306, MB-DL406, MB-DL606, MB-DL706, and MB-DL906. Mounts to AFSB-1 or AFSB-1XS.



AFSB-646-M-RAL050

METAPHASE

Fits: Metaphase RAL050. Mounts to AFSB-1 and AFSB-1XS



VISION LIGHTING SERIES

PRODUCTS

Swivellink®

AFSB-648-M-FLD

NEW

METAPHASE

Fits: Metaphase FLD806. Mounts to AFSB-1



AFSB-660-AI

NEW

ADVANCED ILLUMINATION

Fits: Advanced Illumination AL116, AL126, AL143, AL150, AL179, AL295, AL4424, AL4554, AL46120, DL085, DL110, DL37100, DL38144, LL174, LL5806, and LL6324. Mounts to AFSB-1 and AFSB-1XS.



AFSB-662-AI-FX

NEW

ADVANCED ILLUMINATION

Fits: Advanced Illumination FX0808. Mounts to AFSB-1 and AFSB-1XS.



VISION LIGHTING SERIES

PRODUCTS

INTELLIGENTLY DESIGNED

AFSB-650-HPD100-150

CCS

Fits CCS Dome Light HPD-100, HPD-150, and CCS Ring Lights HPR-100 and HPR-150. This part number comes with one yoke and 2 tabs. The tabs will be used for the 100 series. If using the yoke for the 150 series the tabs are not needed but they are provided. Mounts to AFSB-1 and AFSB-1XS



AFSB-661-AI-RL

NEW

ADVANCED ILLUMINATION

Fits: Advanced Illumination RL113, RL127, RL169, RL1424, RL1660, RL2316, RL3536, RL3940, RL5064, and RL36120. Mounts to AFSB-1 and AFSB-1XS.



AFSB-663XS-AI

NEW

ADVANCED ILLUMINATION

Fits: Advanced Illumination AL116, AL126, AL143, AL295, DL072, DL104, DL2449, and DL3316. Mounts to AFSB-1XS.



VISION LIGHTING SERIES

PRODUCTS

Swivellink®

AFSB-2-2XS

COUPLER

This coupler connects a standard size ball to an XS series ball. This is great for mixing and matching to meet your needs.

Locking Handle Can Be Ordered Separate See page 8



AFSB-7

30 MM SENSOR MOUNT

The sensor mounts are threaded for barrel-type sensors. Sight holes allow the ability to see the indicator lights even when the sensor is threaded into the mount. The sensor cable can still run back through your Swivel-Link® assembly for a clean look and protection from damage. Available in 30mm threaded size. Mounts to AFSB-2, AFSB-290, and AFSB-2-2XS.



AFSB-8

18 MM SENSOR MOUNT

The sensor mounts are threaded for barrel-type sensors. Sight holes allow you the ability to see the indicator lights even when the sensor is threaded into the mount. The sensor cable can still run back through your Swivel-Link® assembly for a clean look and protection from damage. Available in 18mm threaded size. Mounts to AFSB-2, AFSB-290, and AFSB-2-2XS.



SPECIALTY SERIES

PRODUCTS

INTELLIGENTLY DESIGNED

START BUTTON BASE

When ergonomics are important there is no better way to put a cycle start button on a machine. With threaded M30 x 1.5 and room for the cable connection inside, these are designed to protect the button from damage. Use them once and you will never go back to a square bracket. Mounts to AFSB-2 and AFSB-290.



AFSB-4

12 MM SENSOR MOUNT

The sensor mounts are threaded for barrel-type sensors. Sight holes allow you the ability to see the indicator lights even when the sensor is threaded into the mount. The sensor cable can still run back through your Swivel-Link® assembly for a clean look and protection from damage. Available in 12mm threaded size. Mounts to AFSB-2XS, AFSB-2XS90, and AFSB-2-2XS.



AFSB-7XS

8 MM SENSOR MOUNT

The sensor mounts are threaded for barrel type sensors. Sight holes allow you the ability to see the indicator lights even when the sensor is threaded into the mount. The sensor cable can still run back through your Swivel-Link® assembly for a clean look and protection from damage. Available in 8mm threaded size. Mounts to AFSB-2XS, AFSB-2XS90, and AFSB-2-2XS.



AFSB-8XS

SPECIALTY SERIES

PRODUCTS

Swivellink®

AFSB-6



BLANK

This blank plate is for end user custom mounting. Mounts to AFSB-1.

AFSB-9



VESA

This plate has a monitor mount for VESA 75mm and 100mm. Mounts to AFSB-1.

AFSB-12-28.5MM-BALL SLEEVE

NEW



ADAPTOR METRIC/STD

This ball sleeve adaptor allows the 28.5MM ball to fit into the standard AFSB-2 knuckle or AFSB-290 tee knuckle and allow for a large range of motion. The ball sleeve adaptor consists of 2 halves that clamp over the 28.5MM ball to seat securely into the standard knuckle.

SPECIALTY SERIES


PRODUCTS

INTELLIGENTLY DESIGNED

AFSB-6XS

XS BLANK

This blank plate is for end user custom mounting. Mounts to AFSB-1XS



AFSB-9-MOD-HD

VESA HD

This plate has a monitor mount for Vesa 75MM and 100MM. Mounts to AFSB-1HD.



AFSB-13.75 APPLE CORE ADAPTOR

.75 APPLE CORE ADAPTOR

This ball adaptor allows the .75 (19mm) apple core adaptor to fit into the standard AFSB-2 knuckle or AFSB-290 tee knuckle and allow for a large range of motion. The ball adaptor clamps over the .75 dia (19mm) apple core to seat securely into the standard knuckle.



SPECIALTY SERIES

53

PRODUCTS

Swivellink®

AFC-1

NEW



CONVEYOR BEARING BLOCK

Conveyor Bearing Block attaches to the extrusion body and holds the bearing used for the rollers on the conveyor. Block includes the bearing, T nut, and fasteners. The bearing fits the 1/2" diameter shaft of the rollers. Designed for easy bearing replacement when needed. The block has a boss to position and guide the block onto the extrusion fastener slot.

AFC-7

NEW



CONVEYOR STAND LOCK PLATE

Stand Lock Plate attaches to the end of the 3.0" stand base extrusion end tapped holes. The 1.5" adjustable stand extrusion orients at a 45° angle to fit inside the 3.0" extrusion. Included with this plate is the handle kit to lock the adjusting extrusion and easily set the height.

AFC-14V-X.X

NEW



CONVEYOR ROLLERS

Conveyor rollers are available for 1.5", 3.0", and 4.5" frame widths. Roller can be used for a drive or idle roller. Rollers feature a standard 6mm centered V belt driver for both drive and belt tracking. This V belt groove aligns with the T slot in the extrusion so that the belting material is guided the entire length of the conveyor.

CONVEYOR PARTS

54

PRODUCTS

INTELLIGENTLY DESIGNED

CONVEYOR STAND GUIDE

Stand Guide attaches to the bottom of the 1.5" extrusion used in making a stand. This block provides additional lateral support when the extrusion is inside 3.0" stand base extrusion.



AFC-6

NEW

CONVEYOR TENSION BLOCK

Tension Block - Use this block at the idle roller end to give precise belt tension adjustment. Use this in conjunction with the AFC-1 bearing blocks. This block attaches into the extrusion T slot with included fasteners. The included tension adjustment screw can be turned with a standard open end wrench.



AFC-10

NEW

CONVEYOR ROLLER PULLEY

Roller Pulley is used on the drive roller of the conveyor. Set screw lock to the roller shaft. Belt drive is with a 5mm pitch timing belt drive for no slip applications.



AFC-18

NEW

CONVEYOR PARTS

PRODUCTS

Swivellink®

AFC-19



CONVEYOR MOTOR PULLEY

Motor Pulley is used on the drive motor of the conveyor. Made to fit the 3/4" motor shaft. Set screw lock to the motor shaft. Belt drive is with a 5mm pitch timing belt drive for no slip applications.

NEW

AFC-21



CONVEYOR MOTOR COVER

Under drive belt cover - use with the AFC-20 Under drive motor plate to enclose and protect the conveyor belt drive. Solid construction for protection of the drive in industrial use applications.

NEW

AFC-25



CONVEYOR FOOT PLATE

Stand Foot Plate attaches to the 3.0" extrusion used on a stand base. Bolt pattern for the extrusion orients at the 45° angle needed. Plate makes a stable base that has provisions for both leveling screws and floor anchor points.

NEW

CONVEYOR PARTS

PRODUCTS

INTELLIGENTLY DESIGNED

CONVEYOR MOTOR PLATE

Under drive motor plate is used to mount the drive motor to the side of the conveyor body extrusion. Plate attaches with included T-nut plate and fasteners. Boss locates the plate into the extrusion T slot. Bearing included for the drive roller shaft. Mounting pattern for 90° gear motor. Should not be used without the AFC-21 Under drive belt cover.



AFC-20

NEW

CONVEYOR TIMING BELT

Timing belt 5mm pitch X 15mm wide timing belt used with the roller and drive pulley to transfer the gear motor drive to the conveyor roller.



AFC-22

NEW

CONVEYOR LOCK HANDLE

Stand lock handle kit included with the AFC-7 Stand lock plate.



AFC-7H

NEW

CONVEYOR PARTS

57

PRODUCTS

Swivellink®

AFC-7-SK

NEW



CONVEYOR LEG KIT

Stand kit without foot includes everything needed except the extrusion to build an adjustable height stand without the foot plate. Extrusions must have the end holes tapped to attach the plates. Included (1) AFC-6, (1) AFC-7, and (1) AFC-7H.

AFC-20-DK

NEW



CONVEYOR DRIVE KIT

Drive Kit includes all the parts needed to build the conveyor drive except the motor and roller. Includes (1) AFC-18, (1) AFC-19, (1) AFC-20, (1) AFC-21, and (1) AFC-22.

CONVEYOR PARTS

58

WE ARE INTRODUCING OUR
"BUILD YOUR OWN"
CONVEYOR LINE

visit us at www.swivellink.com

PRODUCTS

INTELLIGENTLY DESIGNED

CONVEYOR STAND KIT

Stand kit with foot includes everything needed except the extrusion to build an adjustable height stand including the foot plate. Extrusions must have the end holes tapped to attach the plates. Included (1) AFC-6, (1) AFC-7, (1) AFC-7H, and (1) AFC-25.



AFC-7-SKF

NEW

CONVEYOR EXAMPLE

ALL OF OUR CONVEYOR KITS COMBINED



AFC-100X-X.X

NEW

Conveyor Kit includes everything you would need to build a conveyor except the motor, extrusion, and conveyor belt. This kit gets you a drive kit, bearing blocks, tensioners, rollers, and stands. Includes (3) AFC-1, (2) AFC-10, (1) AFC-20-DK, (2) AFC-14V-X.X, and (quantity) AFC-7-SKF. Reference the web site for information on configuring your custom kit application.

CONVEYOR PARTS

Swivellink®

The Swivellink® product was originally designed to provide an ergonomic and robust way to put operator start buttons onto custom built industrial machinery. The goal was to protect the expensive button and route the quick disconnect cable internally, because a simple wire break or damaged button can cause hours of costly production down time. We then added our camera adaptor plate to utilize the mounting flexibility to position cameras and lighting to get the best images possible. From there, we developed our sensor mounts for a quick and easy way to add part present sensors. As vision systems became smaller and lighter it was clear that Swivellink® had to shrink to fit the needs. That is when we developed the XS series. This brought about a much smaller form factor while maintaining the rigidity required for a solid machine vision system. Our kits take all the guesswork out of selecting the various parts needed to fit the application. With vision systems, monitor mounting became a natural addition. Our HD Series is best suited for applications requiring support for heavier devices such as large monitors. Our latest designs include applications for use with robot end of arm tools and are an exciting addition to the product family.

We now offer products to build your own conveyor. Our AFC series parts and kits make it easy to build your own conveyor - all you need to supply is the motor, conveyor belt, and aluminum extrusion. See our website for more details and instructions.

The Swivellink® product line has been used for hundreds of different applications in all types of industries. Used for vision systems, cycle start buttons, sensors, lights, monitors, part fixtures, tool holsters, and robot applications. The possibilities are endless for your mounting solution.



Contact your authorized distributor or visit the website for additional items and updated products.

www.swivellink.com