

Q5X Series



BANNER
Q5XKLAF2000-Q8

WHT : Ch2 Output
BLK : Ch1 / IO-Link
BLU : 0V
BRN : 10-30V dc

Class 2 Source

IO-Link® CE

10015P



High Power Laser Measurement Sensor

- Reliable detection from 50 mm to 5 m, even at an angle
- Compact housing and rotatable QD for tight spaces
- Reduce inventory and verify multiple conditions with a single device
- Simplified set up, remote monitoring, control and replacement with optional Remote Sensor Display(RSD)
- Jam detection model alerts operators to production line jams reducing or preventing downtime

Multi-Purpose Laser Measurement Sensor

Versatile, easy-to-use problem solver

Rated IP67 for reliable performance in wet environments

Protective bracket(s) for use in harsh environments

Class 2 laser with small, highly visible spot for easy alignment and small object detection



270-degree rotatable M12 QD for simple mounting

- 4-digit display and 3 button interface for easy set-up and adjustment
- Distance to target viewable as centimeters (default) or inches

IO-Link®

Program with push button, remote teach, IO-Link, or optional Remote Sensor Display (RSD1QP). Cordset MQDC-4501SS required to use RSD.

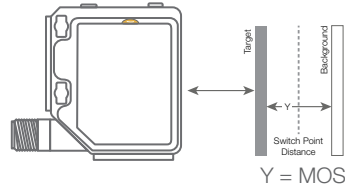
Reliably Detects Challenging Targets



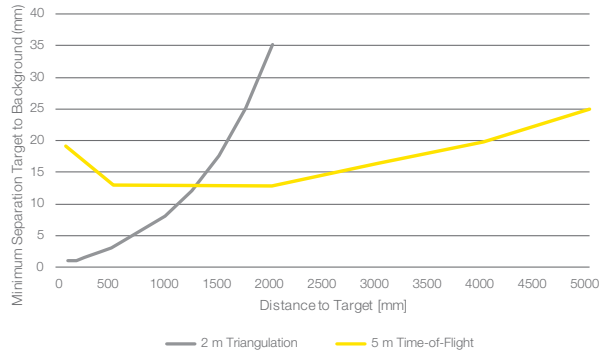
Dynamically adjusted laser power increases output for dark targets or objects at steep or uneven angles, while reducing power for shiny targets, providing accurate measurements across a wide range of challenging targets. A small beam spot minimizes measurement variation across color transitions.

Minimum Object Separation (MOS)

The minimum distance a target must be from the background to be reliably detected by a sensor. An MOS of 5 mm means the sensor can detect an object that is at least 5 mm from the background.



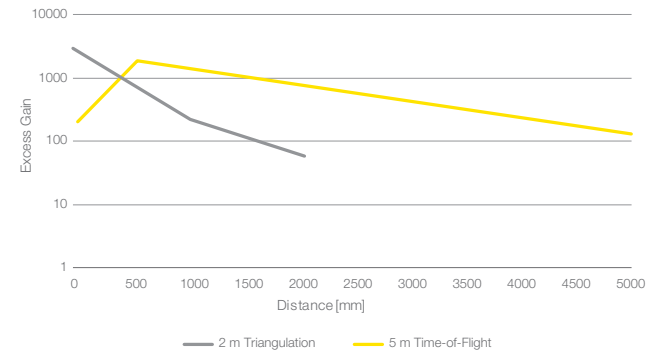
The 2 m triangulation sensor and 5 m time-of-flight sensor complement each other to solve a wide variety of applications. Triangulation technology is more robust in the near range while time-of-flight is more consistent across the entire range.



Excess Gain

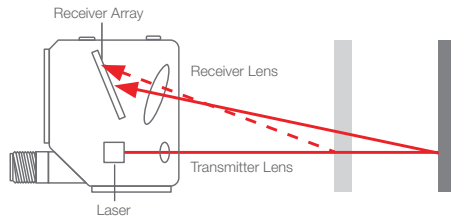
Excess gain is a measure of the minimum light energy needed for reliable sensor operation. Higher excess gain allows the sensor to detect darker objects at steeper angles.

The Q5X Series has very high excess gain. To detect the darkest targets, the 5 m time-of-flight sensor has higher excess gain as you get further away from the sensor compared to the 2m triangulation. Excess gain of 100x means that you can reliably detect an object that only returns 1% of the light reflected off of it – easily detecting black rubber, foam or neoprene.



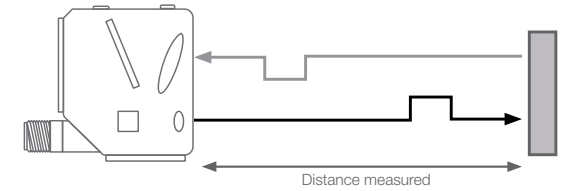
Triangulation (Short Range/Precise)

Triangulation sensors determine range by the position of the received light on the receiver array.



Time-of-Flight (Long Range)

Time of flight sensors derive range from the time it takes light to travel from the sensor to the target and return.



Dual Mode: Distance and Intensity to Detect Any Change

Error Proofing

	Pass	Fail	Fail	Fail
Distance	✓	✗	✓	✗
Color	✓	✓	✗	✗

Contrast

Detects intensity changes due to variation in surface finish, tone, or lightness

Extended Range — Presence/Absence

Teach reference to detect changes in contrast, even past the maximum measuring range

Clear Object Detection

Reliably detects transparent objects without the need of a retro-reflector




Metal Stamping Press

Challenge

In metal stamping press applications, metal sheets must be placed and properly indexed on the press before stamping. A solution is needed to verify that a metal sheet is present and that it is positioned correctly on the press to reduce the risk of material waste and/or damage to the press die. Metal parts are reflective, which can be difficult for many sensors to detect, and the background is often a similar color.

Solution

The Q5X sensor can both verify part presence and ensure that parts are properly indexed by verifying the leading edge of the material in the press. In addition, the Q5X can reliably detect shiny objects even at an acute angle. With background suppression, the sensor can ignore anything located beyond the cutoff point. Furthermore, with a range of up to 5 m, the Q5X can be mounted safely outside of the harsh process environment, reducing the risk of damage to the sensor, which saves replacement and maintenance costs.



Shiny or metal

Shiny Target Applications

- Powertrain and Suspension Assembly
- End Effector Part Detection in Rack
- Part-in-Place
- Motion Complete



Clear Bottle Detection

Challenge

When bottles are removed from a depalletizer, the bottles are swept off the pallet by a sweeper arm, layer by layer. The bottles then move into a single file and continue downstream. It is important to monitor the bottles in the staging area to make sure that they have moved on before another layer is swept onto the conveyor. The unstable signal from the moving bottles and low contrast objects can be challenging for sensors to reliably detect.

Solution

The Q5X background suppression sensor detects when the staging area is clear of bottles, and the system is ready for the next layer of containers. The integral timing logic on the Q5X filters out any small gaps between objects as they move in a cluster. In dual teach mode—which measures both distance and light intensity—the Q5X can reliably detect the presence of clear bottles without the risk of double counting.



Clear Target Applications

- Glass & Plastic Bottles and Jars
 - Precise Edge Detection
 - Counting – stable output with no double count
- Clear Tray
 - Stack Height
- Shrink Wrap
 - Roll Diameter
 - Detection



Dog Food Pallet Detection

Challenge

In packaging lines, the final step is the stretch wrapper. Bags of dog food are stacked on pallets, each pallet needs to be stretch wrapped to help protect the finished goods during transport. Varying pallet heights require a sensing solution to determine the position of the top of the pallet, in order to ensure that each pallet is fully wrapped.

Solution

The Q5X laser distance sensor is mounted to the top of the stretch wrapper to verify the height of dog food bags on the pallet. When the sensor no longer detects product at the taught distance, the stretch wrapper is stopped since the pallet is fully wrapped. The Q5X sensor is unaffected by color transitions and can reliably detect all different varieties of dog food, regardless of package color or reflectivity.



Multicolored

Packaging Target Applications

- End of Line Pallet Detection
- Shrink Wrap Detection
- Carton Full/Empty
- Case Packer
- Flexible Packaging/Pouch Filling



Dark surface

Dark Target Applications

- Black Plastic/Rubber/Leather Detection
- Tire Detection
- Dashboard Assembly
- Interior/Exterior Panel Assembly

Jam Detection

What is Jam Detection?

Throughout conveyor lines there are many areas that are prone to jams causing packages to pile up. Jams require a person to intervene by manually shutting down the conveyor to clear the jam or to use tools to clear the jam while the conveyor is still running. This can impact throughput, cause damage to product, create excessive wear on equipment and can pose a safety concern for people working near the equipment.

What is the Problem with the Current Method for Detecting Jams?

The most common method for detecting jams is by using “jam photo-eyes”. These jam photo-eyes require gaps between packages to detect a jam. It is very common for packages to be side by side and have no gaps between them. As a result, when no gaps are detected, the sensor falsely alerts the operator that there is a jam, wasting time and adding expense.

How does Banner Solve this Problem?

The Banner Q5X Jam Detection Sensor can detect jams faster and more accurately since it does not rely on gaps. Instead, it extends the functionality of Banner’s existing dual mode technology to look for a change in signal strength and distance between the face of the sensor and the packages. The sensor can easily detect when packages are freely flowing and if the line becomes jammed, the Q5X immediately alerts the operator. This reduces false-positives and excessive delays in detecting product jams, while also allowing for increased line-speeds and throughput without concern for causing more false jam detections.



Jam Detection Modes

Jam Retroreflective: Most reliable teach mode that can be used when teaching a back rail or other stationary target as a reference.

Jam Background Suppression: Allows for jam detection across a specific area without requiring a background.

Point, Teach and Go

1. Align sensor to a stable reference surface



2. Press and hold TEACH for longer than 2 seconds




3. Press TEACH to teach the reference surface

Q5X Series Sensor



Series	Output	Emitter	Mode	Range (mm)	Connector	Options
Q5X	K	L	AF	2000 —	Q8	
K = Configurable Dual Discrete with IO-Link on all models		L = Laser	AF = Adjustable Field Background Suppression	2000 = 2000 (max. specified & settable switch point detection range) 5000 = 5000 (max. specified & settable switch point detection range)	Q8 = Integral Swivel M12 connector	-Jam = Jam model* Blank = Standard model <small>*Jam model only available with 2000 mm</small>

Response Speed	2 m models: User selectable: 3, 5, 15, 25, or 50 ms 5 m models: User selectable: 2, 5, 15, 50, or 250 ms
Operating Conditions	-10 to +50 °C (+14 to +122 °F) 35% to 95% relative humidity
Environmental Rating	IEC IP67 per IEC60529
Construction	Housing: ABS Lens cover: PMMA acrylic Lightpipe and display window: Polycarbonate

Temperature Effect	2m models: < 0.5 mm/°C at < 500 mm < 1.0 mm/°C at < 1000 mm < 2.0 mm/°C at < 2000 mm 5m models: < +/- 0.5 mm/°C at < 3000 mm < +/- 0.75 mm/°C at < 5000 mm
Certifications	   <small>Industrial Control Equipment 3TJU</small>

Accessories



SMBQ5XFAM10



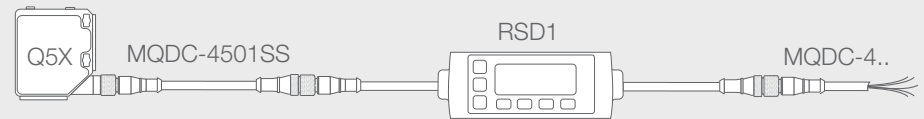
SMBQ5XDT



SMBQ5XM4F



SMBAMSQ5XIpra



Double-Ended Euro-Style
with 5-pin straight male to 4-pin straight female connectors.
Required for use between RSD and sensor.



MQDC-4501SS
0.3 m (1')
MQDC-4506SS
1.83 m (6')

M12 Euro-Style
Straight connector models listed; for right-angle, add RA to the end of the model number (example, MQDEC2-406RA)



MQDC-406
2 m (6.5')
MQDC-415
5 m (15')
MQDC-430
9 m (30')
MQDC-450
15 m (50')