

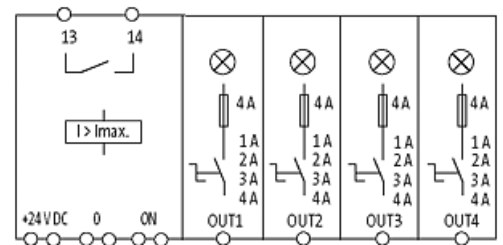
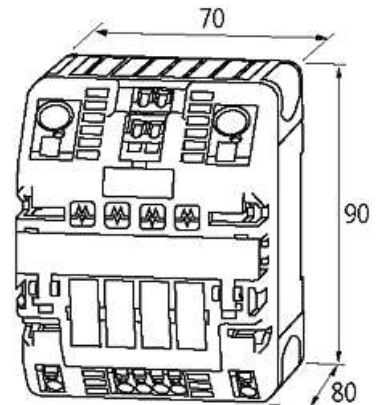
**MICO electronic circuit protection, 4 CHANNELS**

IN: 24 V DC OUT: 24 V DC / 1-2-3-4 A

MICO 4.4  
4 channels  
Current adjustment 1, 2, 3, 4 A


[Link to Product](#)

Illustration



Product may differ from Image

Approvals



Input

The information in this brochure has been compiled with the utmost care.  
Liability for the correctness completeness and topicality of the information is restricted to gross negligence. Version: 06/20

Operating voltage 24 V DC (18...30 V DC)

#### Control inputs

Input voltage (ON) 10...30 V DC

Impulse length (ON) min. 20 ms

#### Control outputs

Group alarm output potential free 30 V AC/DC, 100 mA

#### General data

Connection Spring clamp terminals

Input terminals 2× 16 mm<sup>2</sup>

Output terminals per output 1× 4 mm<sup>2</sup>

Alarm terminals 2.5 mm<sup>2</sup>

Bridging concept two sides, with spring clamp terminals or bridge set (max. 40 A)

Mounting method DIN-rail mountable TH35 (EN 60715)

Dimensions H×W×D 90×70×80 mm

Temperature range 0...+55 °C (storage temperature -40...+80 °C)

#### Output

Current adjustment 1 A, 2 A, 3 A, 4 A, by countersunk rotary switch, sealed

Inrush capacity max. 20 mF (per channel)

#### Commercial data

country of origin CZ

customs tariff number 85363010

EAN 4048879064866

eClass 27141901

Packaging unit 1