

ITEM 109409 ESH-ARO-11A-1205

Description	Technical data	Accessories	Downloads
-------------	----------------	-------------	-----------

**Features**

- › Safety hinge with integrated safety function
- › Operating point can be readjusted
- › Ideal use with hinged doors
- › Suitable for profile mounting
- › Connection via plug connector M12

The safety hinges ESH are safety devices for monitoring movable safety guards, such as doors or covers on machinery or systems.
On the safety hinges ESH-ARO... the operating point can be adjusted as often as necessary.

Important:

During mounting the axes of the hinges used must be exactly aligned.

Switching element

11 Snap-action switching contact 1NC \rightarrow +1NO

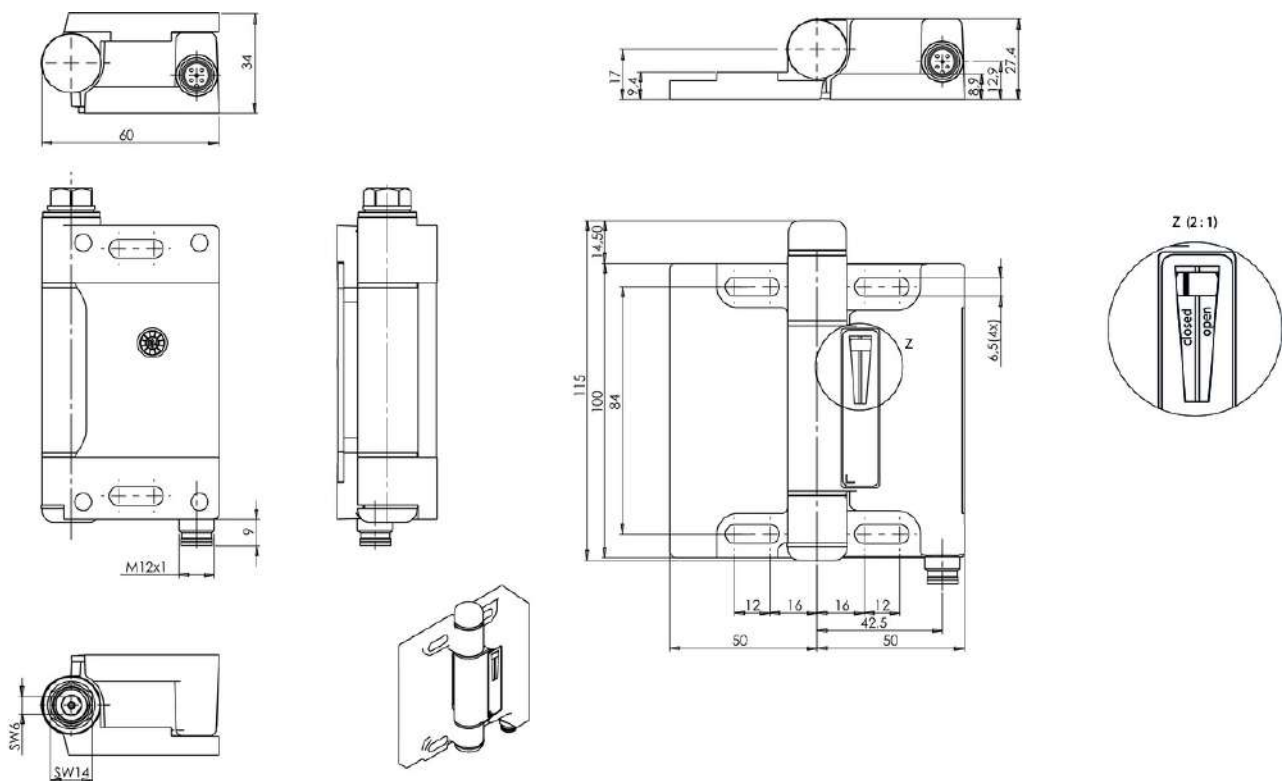
Mechanical figures and environment

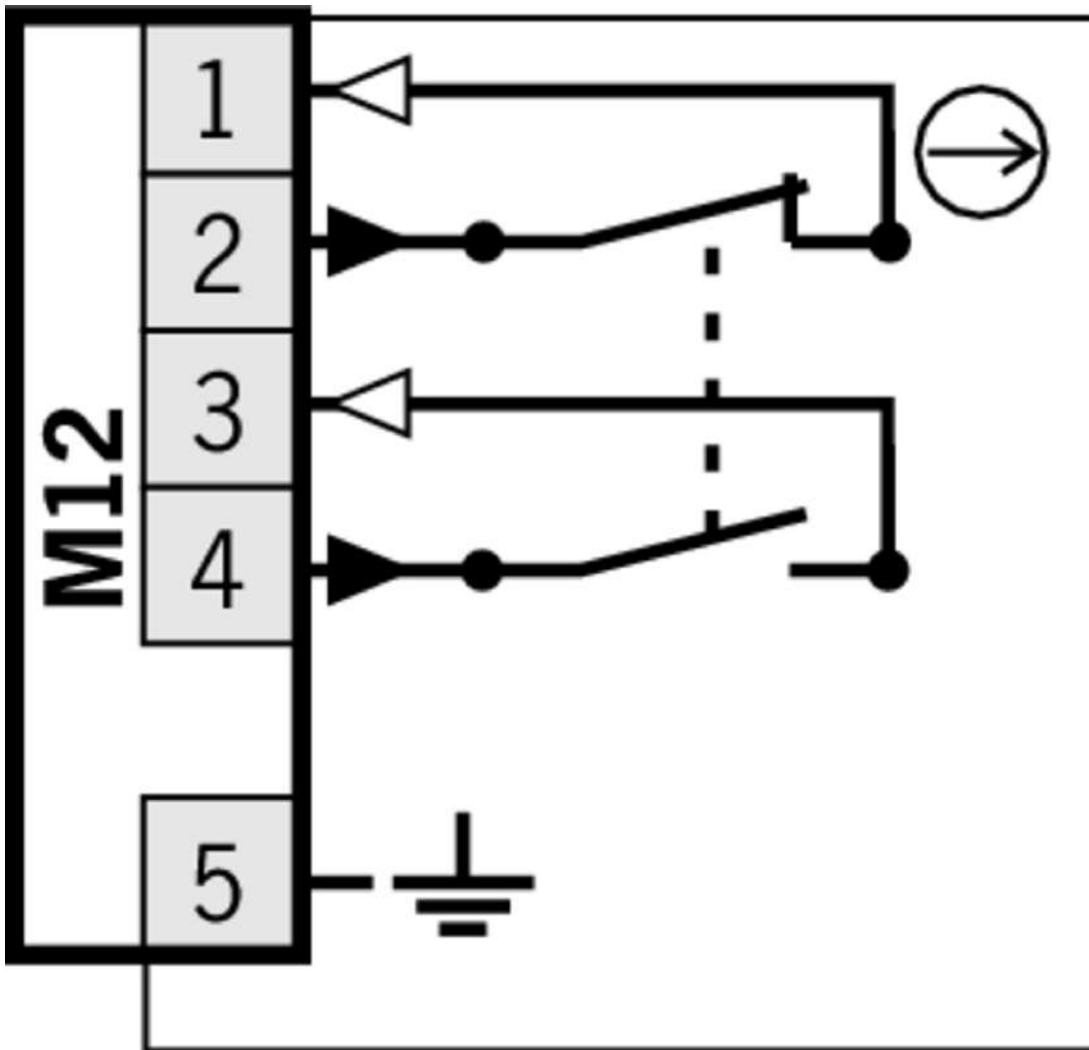
Ambient temperature	-25 ... 70 °C
Mechanical life	1×10^6
Number of door position positively driven contacts	1
Number of NO contacts	1
Pivoting angle	-10 ... 180 °

Electrical connection ratings

Thermal rated current I_{tH}	3 A
Utilization category acc. to EN 60947-5-1	AC-15 DC-13
Rated insulation voltage U_i	60 V
Rated impulse withstand voltage U_{imp}	2,5 kV

Dimension drawing





Actuator

- ✓ ESH matching hinge (without safety function)

096007 ESH-PRO

Connection material

- ✓ Plug connectors SGLF and SWLF with cable for safety switches NZ and N1A

073461 C-M12F05-05X050PU05,0-GA-073461

✓ Features

- › M12 female plug, 4-pin + PE
- › Straight plug connector
- › PUR cable
- › Halogen-free
- › Cable length 5 m
- › With flying lead

› Cores color-coded

▼ Plug connector SWLF with cable, 5-pin

073462 C-M12F05-05X050PU05,0-GA-073462

▼ Features

- › M12 female plug, 4-pin + PE
- › Angled plug connector
- › PUR cable
- › Halogen-free
- › Cable length 5 m
- › With flying lead
- › Cores color-coded









Instructions

▼ Operating Instructions Safety Hinge ESH Re-adjustable



	Doc. no.	Version	Language	Download
Betriebsanleitung Schaltscharnier ESH wiedereinstellbar Operating Instructions Safety Hinge ESH Re- adjustable Mode d'emploi pour les charnières ESH réglables Istruzioni di impiego finecorsa a cerniera ESH	109804	03-11/11	   	 1.1 MB

Catalogs

▼ Safety Switches with Metal Housing

	Doc. no.	Version	Language	Download
Sicherheitsschalter mit Metallgehäuse	100319	10-02/14		 13.9 MB
Safety Switches with Metal Housing	100369	10-02/14		 13.9 MB
Interrupteurs de sécurité avec boîtier métallique	100676	10-02/14		 13.8 MB
Interruptores de seguridad con carcasa metálica	104856	10-02/14		 13.7 MB






▼ Bezpečnostní spínače s kovovým pouzdem

	Doc. no.	Version	Language	Download
Bezpečnostní spínače s kovovým pouzdem	121650	09-01/13		 7.9 MB

Declaration of conformity

▼ EC-Declaration of Conformity ESH

Doc. no.	Version	Language	Download
----------	---------	----------	----------

EG-Konformitätserklärung ESH	097676	07-02/15		 0.2 MB
EC-Declaration of Conformity ESH				
CE-Declaración de Conformidad ESH				
CE-Déclaration de Conformité ESH				
CE-Dichiarazione di conformità ESH			